

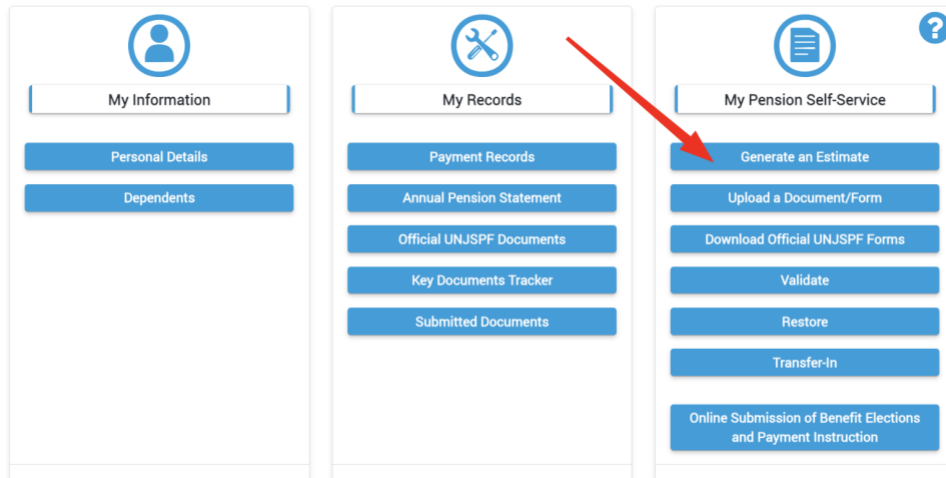



How to run estimates in Member Self-Service

Step 1: Access the MSS landing page at: <https://member.unjspf.org/>

Step 2: Log in MSS.

Step 3: Click on **Generate an Estimate**.



Step 4: Click on "Generate New Estimate".

Home > Your Estimates

To generate a new estimate, click on "Generate New Estimate" in the blue box to the right.

Generate New Estimate

Date	Name	Recipient	In/Out	View	Download
28/10/2025 13:31:00	Estimate SS		Out	View	Download
04/06/2025 12:19:00	Estimate SS		Out	View	Download
14/02/2024 12:04:00	Estimate SS		Out	View	Download
11/05/2023 17:20:00	Estimate SS		Out	View	Download
16/11/2022 15:29:00	Estimate SS		Out	View	Download
29/09/2022 15:40:00	Estimate SS		Out	View	Download
21/05/2022 00:27:00	Estimate SS		Out	View	Download
23/03/2022 14:42:00	Estimate SS		Out	View	Download
24/02/2022 08:43:00	Estimate SS		Out	View	Download
15/11/2021 14:19:00	Estimate SS		Out	View	Download
25/05/2021 13:43:00	Estimate SS		Out	View	Download

< > Rows 1 - 11 of 11

Step 5: Select your **Date of Separation** and include fixed lump sum amount if you wish to. Click on "Submit".

Estimate

Generate estimates to know your future benefit option(s) and estimated entitlement amount(s)

On this page, you can generate a benefit estimate based on the information currently recorded in the Fund's systems, whether you are an active participant or a retiree/beneficiary.

Estimates generated in Member Self-Service (MSS) are indicative only and are neither audited nor signed. Once generated, the estimate will be available inside your MSS portal, under My Pension Self-Service > Generate an Estimate, OR under My Records > Official UNJSPF Documents.

For detailed information on benefit estimates, including how estimates are calculated, important limitations, deferred retirement estimates, and two-track estimates for retirees and beneficiaries, please visit the Benefit Estimates page in the For Clients section of the UNJSPF website: <https://www.unjspf.org/for-clients/benefit-estimates/>

* Indicates required

Requested For
VvunFR RVRDbC dRNc CqnmvVR

*Date of Separation
DD-MM-YYYY

Fixed Lump Sum amount (in US Dollars)






























Submit



Required information
[Date of Separation](#)

Step 6: You will be taken back to the estimates screen. Here you will see a list of all estimates you have generated. Click on the **eye icon** to see the document or on the **down arrow** to download the document.

To generate a new estimate, click on "Generate New Estimate" in the blue box to the right.

[Generate New Estimate](#)

Date ▾	Name	Recipient	In/Out	 
06/05/2026 13:43:00	Estimate SS		Out	 
06/05/2026 13:43:00	Estimate SS		Out	 
28/10/2025 13:31:00	Estimate SS		Out	 
04/06/2025 12:19:00	Estimate SS		Out	 
14/02/2024 12:04:00	Estimate SS		Out	 
11/05/2023 17:20:00	Estimate SS		Out	 
16/11/2022 15:29:00	Estimate SS		Out	 
29/09/2022 15:40:00	Estimate SS		Out	 
21/05/2022 00:27:00	Estimate SS		Out	 
23/03/2022 14:42:00	Estimate SS		Out	 
24/02/2022 08:43:00	Estimate SS		Out	 
15/11/2021 14:19:00	Estimate SS		Out	 
25/05/2021 13:43:00	Estimate SS		Out	 

  Rows 1 - 13 of 13